



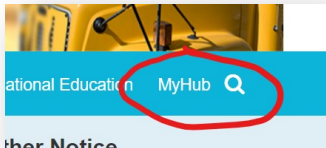
CAMPBELL RIVER

School District 72


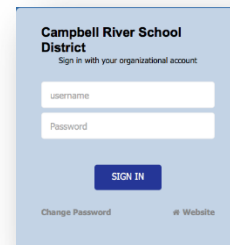
Students Accessing Portfolios From “My Hub”

Step One: Go to the SD72 website.

Step Two: Click on the “My Hub” link on the file menu (far right).



Step Three: Log in Using your sd72 computer login credentials.
(If you don't know them, contact your teacher).



You will now be in your own “My Hub”. This is where you can access your Portfolio, your H Drive files, your OneDrive files and your own personal blog. You can also access any of the class sites you are a member of under the Classes heading.

Step Four: Click on the “My Portfolio” button. This will bring you directly to your own portfolio.